

CONSULT FACTORY FOR
SPECIAL DRIVER AND
SHAFT CONFIGURATIONS.

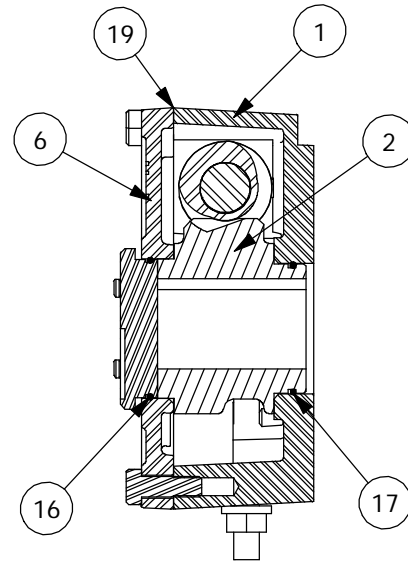
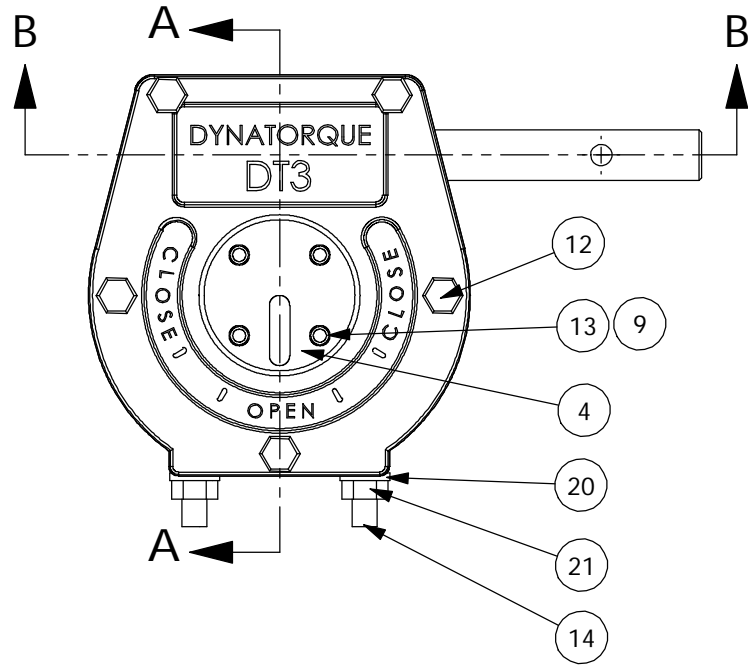
<p>POS 1</p>	<p>POS 2 (STD)</p>	<p>KEYWAY DIAGRAM</p> <p>IN OPEN POS.</p>	<p>GREASED FOR LIFE</p> <p>STAINLESS STEEL CONSTRUCTION (IRON/CRS GEARS)</p> <p>MAX STEM HEIGHT: 1.88 [47.8]</p> <p>WORM WHEEL RECESS: .10 [2.5]</p>	<p>HANDWHEEL</p> <p>RECOMMENDED ϕ: 14 IN</p> <p>RIM PULL AT MAX TORQUE: 80 LBS</p> <p>TURNS FOR 90°: 7.5</p>	<p>RATIO: 30:1</p> <p>TORQUE: 4,500 IN LBS [509 N-M]</p> <p>TEMPERATURE: -20° TO 150°F [-29° TO 66°C]</p> <p>WEIGHT: 8 LBS [3.6 KGS]</p>
--------------	--------------------	---	--	--	--

HOUSING MOUNTING PATTERN

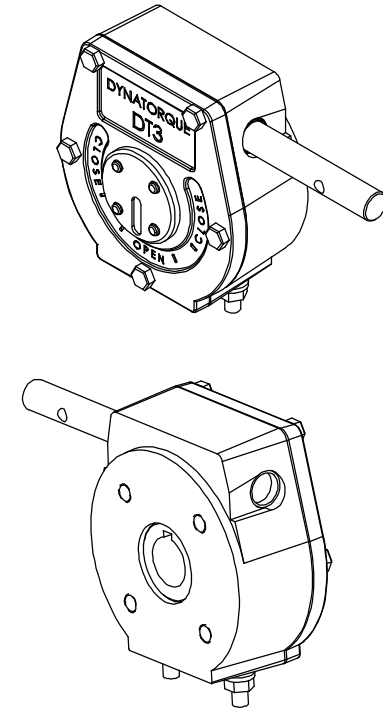
BORE & KEY

**MANUAL 1/4 TURN ACTUATOR
COMMERCIAL GRADE**

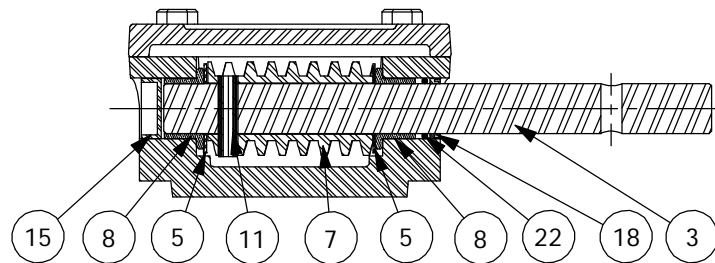
MAX	MAX ON CENTER	STD	MIN	MAX	STD	MIN	<p>DYNATORQUE</p> <p>1934 E. SHERMAN MUSKEGON, MI 49444-1824 (231) 739-1377 FAX (231) 739-4514 WWW.DYNATORQUE.COM</p>	<p>DT3 SS</p>
ϕ 4.019 3/8-16 UNC	ϕ 3.750 3/8-16 UNC	ϕ 3.250 3/8-16 UNC	ϕ 1.968 1/4-20 UNC	ϕ 1.250 .250 X .188 KEY	ϕ 1.000 .250 KEY @C	ϕ .391		



SECTION A-A



10 UNIT BEARINGS, O-RINGS AND GEAR TEETH ARE GREASED.



SECTION B-B

ITEM	QTY.	DESCRIPTION	ITEM	QTY.	DESCRIPTION
1	1	HOUSING,DT3, 316 SS	14	2	SET SCREW, 5/16-18, 2.50 300 SERIES SS
2	1	W/WHEEL DT3SI	15	1	EXPANSION PLUG,.750,.25
3	1	SHAFT,DT3/7, 300 SERIES SS	16	1	O-RING,2-028
4	1	INDICATOR, DT3S	17	1	O-RING,2-028
5	2	THRUST WASHER,.625,.031	18	1	LIP SEAL,5/8
6	1	COVER, DT3, 316 SS, STD	19	1	LIQUID SEALANT, LOCTITE 51580
7	1	WORM, DT2/3/5	20	2	WASHER,BOND,5/16, 300 SERIES SS
8	2	BEARING,FLANGED,.750,.625,.50	21	2	NUT,JAM,5/16-18,300 SERIES SS
9	4	O-RING,2-006	22	1	O-RING,2-016
10	1	GREASE, COMMERCIAL GRADE			DYNATORQUE 1934 EAST SHERMAN BLVD MUSKEGON, MI 49444-1824 (231) 739-1377 FAX (231) 739-4514 WWW.DYNATORQUE.COM
11	1	COIL PIN,.250,1.00			
12	5	HHCS,1/4-20 X .75, 300 SERIES SS			
13	4	PHCS, 4-40,.19 SS			
					DT3 SS