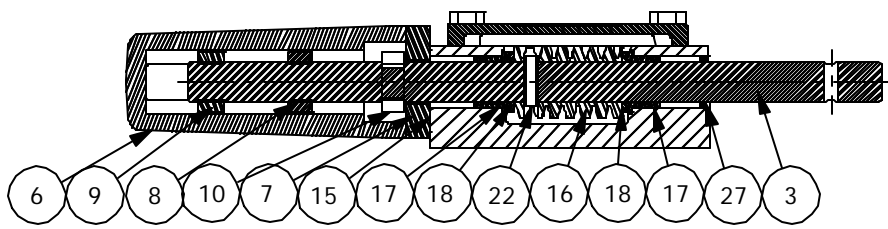
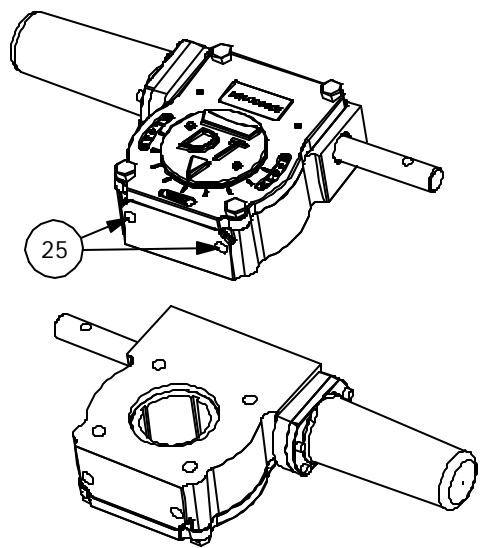
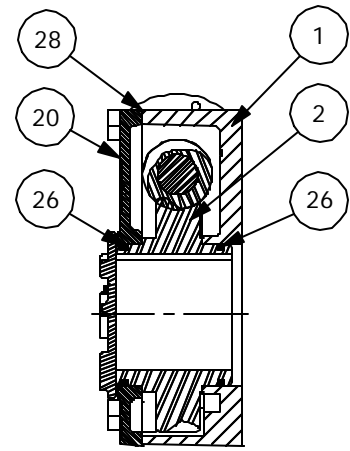
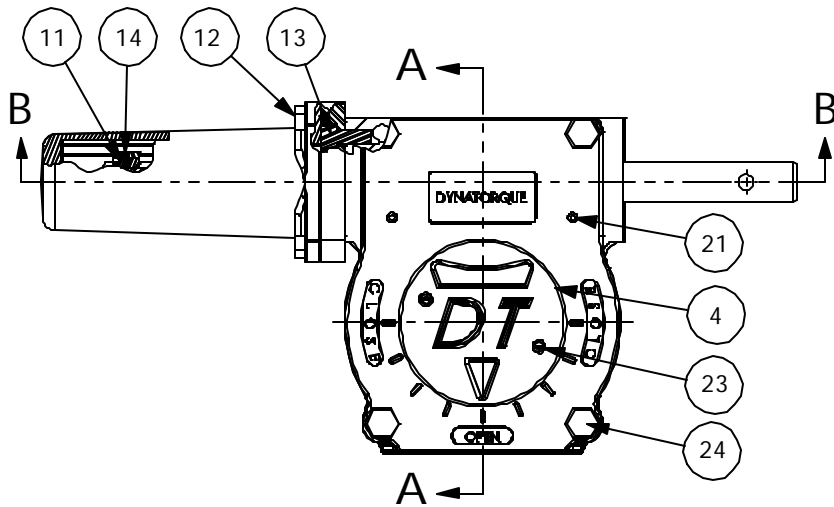


CONSULT FACTORY FOR SPECIAL SHAFT AND INDICATOR CONFIGURATIONS

33-27XXNS SHEET 1 OF 2 7/07/05

<p>POS 1</p>		<p>POS 2 (STD)</p>		<p>KEYWAY DIAGRAM</p> <p>IN OPEN POS.</p>		<p>GREASED FOR LIFE</p> <p>PLATED STANDARD SHAFT</p> <p>MAX STEM HEIGHT: 3.12 [79.2]</p> <p>WORM WHEEL RECESS: .25 [6.4]</p>		<p>HANDWHEEL</p> <p>RECOMMENDED ϕ: 36 IN</p> <p>RIM PULL AT</p> <p>MAX TORQUE: 77 LBS</p> <p>URNS FOR 180°: 22</p>		<p>RATIO: 44:1</p> <p>TORQUE: 16,000 IN LBS [1808 N-M]</p> <p>TEMPERATURE: -20° TO 150°F [-29° TO 66°C]</p> <p>EST. WEIGHT: 43 LBS [19.5 KGS]</p>	
<p>HOUSING MOUNTING PATTERN</p>				<p>BORE & KEY</p>			<p>MANUAL 180° ACTUATOR</p> <p>COMMERCIAL GRADE</p>				
MAX	MAX ON CENTER	STD	MIN	MAX	STD	MIN	<p>DYNATORQUE</p> <p>WWW.DYNATORQUE.COM</p>		<p>DT16</p> <p>NS</p>		
ϕ 7.000 3/4-10 UNC	ϕ 6.000 1/2-13 UNC	ϕ 6.000 5/8-11 UNC	ϕ 4.500 5/8-11 UNC	ϕ 2.750 .625 X .438 KEY	ϕ 2.500 .250 KEYS @B, C	ϕ 1.500					



- 5 UNIT IS PAINTED BLACK OXIDE.
- 19 UNIT BEARINGS, O-RINGS AND GEAR TEETH ARE GREASED.

SECTION B-B

ITEM	QTY.	DESCRIPTION	ITEM	QTY.	DESCRIPTION
1	1	HOUSING, DT16, 360°.NS	17	2	BEARING, FLANGED, 1.250, 1.000, .880
2	1	W/WHEEL, DT16, 360	18	2	THRUST WASHER, 1.00, .092
3	1	SHAFT, DT16, NUTSTOP	19	1	GREASE, COMMERCIAL GRADE
4	1	INDICATOR, DT16/21	20	1	COVER, DT16/21, MACH
5	1	BLACK OXIDE	21	2	DOWEL PIN, .250, .75
6	1	RETAINER, TRAVELING NUT, MACH	22	1	COIL PIN, .375, 1.25
7	1	ADAPTER PLATE, NUT STOP	23	2	S/TAP SCREW, HEX HD., 8-32 X .50
8	1	TRAVELING NUT, 300 FT-LB	24	4	HHCS, 1/2-13 X 1.00 LG
9	1	STOP, TRAVELING NUT, 300 FT-LB	25	2	SET SCREW, 5/8-11, .50
10	1	STOP COLLAR, SPLIT	26	2	O-RING, 2-236
11	1	KEY, SQUARE, .250, .500	27	1	LIP SEAL, 1.00
12	4	SHCS, 1/4-20 X .75	28	1	COVER GASKET, DT16/21
13	4	SHCS, 3/8-16 X .875			
14	1	SET SCREW, 6-32 X .125			
15	1	GASKET			
16	1	WORM, DT16			

DYNATORQUE
WWW.DYNATORQUE.COM

**DT16
NS**